

# STAUF

— seit 1828 —



## STAUF SPU 460

1-component hard SPU wood flooring adhesive according to ISO 17178 for parquet



### Technical Datasheet

Product number ✓ 126110

Special features

- ✓ no adverse interaction with STAUF waterborne finish systems
- ✓ can be applied to almost all substrate without primers
- ✓ adhesive residues easy to remove
- ✓ high shear strength
- ✓ solvent-free
- ✓ no labeling required
- ✓ water-free
- ✓ coloured version for dark timber types available (SPU-460 E)

Suitable for installation of

- ✓ upright mosaic parquet lamellas, according to DIN EN 14761, from 16 mm thickness
- ✓ solid lamparquet products according to DIN EN 13227 up to 55 x 250 mm, min. 10 mm thickness
- ✓ solid planks
- ✓ multiple layer wood flooring according to DIN EN 13489
- ✓ mosaic parquet according to DIN EN 13488
- ✓ wood strip flooring according to DIN EN 13226

Suitable subfloors

- ✓ sanded mastic asphalt screed
- ✓ concrete C 25 / 30 according to DIN 1045 (non-skid surface)
- ✓ calcium sulphate (flow) floors
- ✓ wooden planks, wood fibre boards
- ✓ STAUF levelling compounds for wood flooring
- ✓ chipboards V100 (E1), OSB boards
- ✓ cement floors

Suitable primers

- ✓ STAUF VDP 130
- ✓ STAUF VPU 155 S
- ✓ STAUF VDP 160
- ✓ STAUF VEP 195

Suitable levelling compounds

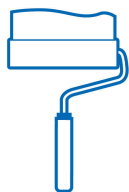
- ✓ STAUF XP 40
- ✓ STAUF XP 20
- ✓ STAUF FZ
- ✓ STAUF RM
- ✓ STAUF PU
- ✓ STAUF SSP RAPID

Suitable underlays	<ul style="list-style-type: none"> <li>✓ STAUF comfort pad</li> <li>✓ STAUF polyester fleece</li> <li>✓ STAUF Decoupling/stress relief board</li> </ul>
Product properties	<ul style="list-style-type: none"> <li>✓ aging-resistant</li> <li>✓ elastically deformable</li> <li>✓ suitable on subfloor heating systems</li> <li>✓ very well spreadable</li> <li>✓ very low emission</li> <li>✓ fast setting</li> <li>✓ water-free</li> </ul>
Color	✓ beige
Required quantities per m <sup>2</sup>	<ul style="list-style-type: none"> <li>✓ 1100g with STAUF notched trowel no. 3</li> <li>✓ 1350g with STAUF notched trowel no. 4</li> <li>✓ 1200g with STAUF notched trowel no. 5</li> </ul>
Open time	✓ approx. 30 minutes at 20 °C
Accessibility	✓ after approx. 48 hours
Room climate at work site	✓ minimum 15 °C, maximum 75% rel. humidity, preferably max. 65%
Transport hazard category	✓ -
Shelf-life	✓ 12 months
Giscode	✓ RS 10
Emicode	✓ EC1-R plus
Available Packaging	<ul style="list-style-type: none"> <li>✓ 8 kg plastic bucket</li> <li>✓ 18 kg plastic bucket</li> </ul>



## EXAMINATION OF SUBFLOOR

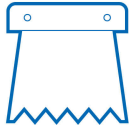
Prior to processing, the subfloor must be checked according to the standard DIN 18356 or corresponding national standards. The subfloor shall be resistant to pressure and tension, free of cracks, must have sufficient surface strength, be permanently dry, level, clean and free of contaminants that may prevent adhesion, sinter layers etc. In addition, porosity and grip of surface need to be checked. Also check moisture content and absorption of subfloors as well as temperature, air humidity and subfloor temperature.



## SUBFLOOR PREPARATION

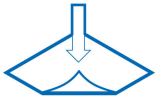
It must be ensured that the subfloor is ready for installation by performing proper subfloor preparation, floors must be clean, have sufficient surface strength, must be level, permanently dry and free of cracks. A mechanical pretreatment of the subfloor (sweeping, vacuuming, mechanical brushing, sanding, milling, shot blasting) must be performed depending on type and condition of subfloor. Cracks and joints, except expansion joints and other construction joints, shall be solidly closed with STAUF repair resin and floor brackets. Cavities and indentations can be filled with a non self-levelling STAUF levelling compound. If necessary, make sure subfloors are level, have sufficient absorptive capacity and grip by applying the appropriate STAUF levelling compound.

## PROCESSING



Apply adhesive to sub floor using the appropriate STAUF notched trowel, avoid adhesive pooling and excessive layer thickness by evenly raking the notched trowel over adhesive layer. Install wood flooring during specified open time, slide in and press down firmly. In particular with raw wood flooring, avoided pushing adhesive into joints. Depending on the degree of setting, adhesive residues can be removed with the appropriate STAUF cleaners. Please test the effect of the cleaner on the finish of the wood flooring in an inconspicuous area or on a sample prior to applying the cleaner. Hardened adhesive residues can easily be removed mechanically, mostly residue-free. However, longer exposures on finished wood flooring should be avoided to prevent possible contouring.

## ACCESSIBILITY




Load bearing capacity depends on room climate and applied quantities of adhesive.

## OTHER INFORMATION



Adverse interaction with conventional water-based sealing varnishes can generally be ruled out, but are possible. The components of oil or oil/wax systems may need to be checked first for their effect on the adhesive. The use of adhesives that do not cause adverse interaction with surface treatment, e.g. SPU 570, PUK 446, PUK 455, is preferable, particularly on solid parquet flooring without tongue and groove connections. The adhesive hardens when reacting with moisture either in the form of air humidity, wood or substrate moisture. The higher the ambient temperature, the faster the adhesive sets. Setting time increases with thickness of the adhesive layer. For solid floorboards and solid parquet flooring from a width to thickness ratio of 1:10, for thinner solid wood formats of 1:5 (e.g. 10 mm lamparquet), or for laying strongly reacting solid wood types on underfloor heating, it can be useful to bond them in a shear-resistant or hard manner, e.g. with STAUF SPU 570, STAUF PUK 446 or PUK 455.

## LIMITATION OF LIABILITY



The foregoing representations are based on the results of our most current product and material testing and are of a non-obligatory advisory nature only since we have no control over the actual quality of workmanship, materials used and worksite conditions. As such, they do not constitute an express or implied warranty of any kind. The same applies to our commercial and technical consultation services which are provided free-of-charge and without obligation. Therefore, we strongly recommend that prior on-site testing be conducted to observe and study the suitability of the product for the intended purpose. With the release of this technical information, all prior technical information (technical data sheets, installation recommendations and other information regarding similar purposes) becomes invalid.

**STAUF KLEBSTOFFWERK GMBH** . Oberhausener Str. 1 . 57234 Wilnsdorf . Germany  
Fon: +49 (0) 2739 301-0 . Fax: +49 (0) 2739 301-200 . Email: [info@stauf.de](mailto:info@stauf.de)